

2016 MOTORCYCLES



Roll your own



THERE'S NO MAP FOR THIS JOURNEY. NO MOLD TO FIT.
NO ONE TELLING YOU HOW TO DO IT. THIS IS ABOUT
TAKING YOUR OWN ROAD AND DISCOVERING THINGS
YOU CAN ONLY EXPERIENCE ON A HARLEY-DAVIDSON®
MOTORCYCLE. THERE ARE 38 INFINITELY
CUSTOMIZABLE MODELS TO CHOOSE FROM,
INCLUDING 9 NEW ONES THIS YEAR. SO, READ ON,
AND MEET TWO OF THE MANY TALENTED DESIGNERS
WHO FIND INSPIRATION IN THE SADDLE AND BUILD
THE KIND OF MACHINES RIDERS DREAM ABOUT. FIND
THE MOTORCYCLE THAT SPEAKS TO YOU. GET ON
THE PAVEMENT. AND FOLLOW YOUR OWN COMPASS.

Roll your own

PICTURED ABOVE AND ON COVER - IRON 883™



NEW - FORTY-EIGHT® AND IRON 883™
PLUS - ADJUSTABLE SUSPENSION AND NEW SEATS ON ALL SPORTSTER® MODELS*



ROLLING IN THE NEW FOR 2016

THE NEW IRON 883™ AND FORTY-EIGHT® MODELS ARE DRIPPING IN DESIGN AND DARK CUSTOM™ ATTITUDE. PLUS, ALL MODELS IN THE 2016 SPORTSTER® RANGE GAIN IMPROVED COMFORT WITH THE NEW ADJUSTABLE SUSPENSION AND NEW SEATING.

*EXCLUDING THE SUPERLOW® 1200T

NEW - HERITAGE SOFTAIL® CLASSIC



HIGH OUTPUT TWIN CAM 103™ ENGINES
ACROSS THE DYNA® LINEUP

NEW - S SERIES: SOFTAIL SLIM® S AND FAT BOY® S



NEW - ROAD GLIDE® ULTRA



The latest addition to our Touring lineup, the Road Glide® Ultra, is a bike to break borders and boundaries in style and comfort.

A new Heritage Softail® Classic makes the miles even easier with electronic cruise control as standard. We've also introduced the new S Series with two new models for 2016. Born of the street, the Fat Boy® S and Softail Slim® S each bring their own unique style and a Twin Cam 110™ engine at their hearts. Three new CVO™ models give new meaning to performance art. And finally, the Dyna® lineup gets added power with a High Output Twin Cam 103™ engine*.

So what are you waiting for? Your journey begins right here.

*Street Bob offers Air-Cooled Twin Cam 103™



From left to right: Iron 883®, Forty-Eight®, Street Bob® and Fat Bob®.



**FOR THOSE WHO
BELIEVE
STRIPPED BACK
IS BETTER**

Here's to the minimalists.
To those who don't need frills.
Who have no interest in convention.
No respect for the status quo.

The ones who only take what they need and make it their own.
Who believe that stripped back is better.
And bold statements can be made without uttering a word.

The fearless.
Here's to those and the streets that await them.
Here's to Dark Custom.

FORTY-EIGHT[®]



IRON 883[™]



STREET[™] 750
STREET[™] 500



SEVENTY-TWO[®]



STREET BOB[®]



FAT BOB[®]



SIX MACHINES. ONE SOUL.

Six machines. All united in purpose. Each one of our Dark Custom™ motorcycles displays their Harley-Davidson roots with pride. Pure, unadulterated and as raw as they come. Our new Forty-Eight® has pushed the attitude even further, both technically and spiritually. The Iron 883™ has been revamped to ensure it has a heart of iron at its core.





THE HARLEY-DAVIDSON STREET®

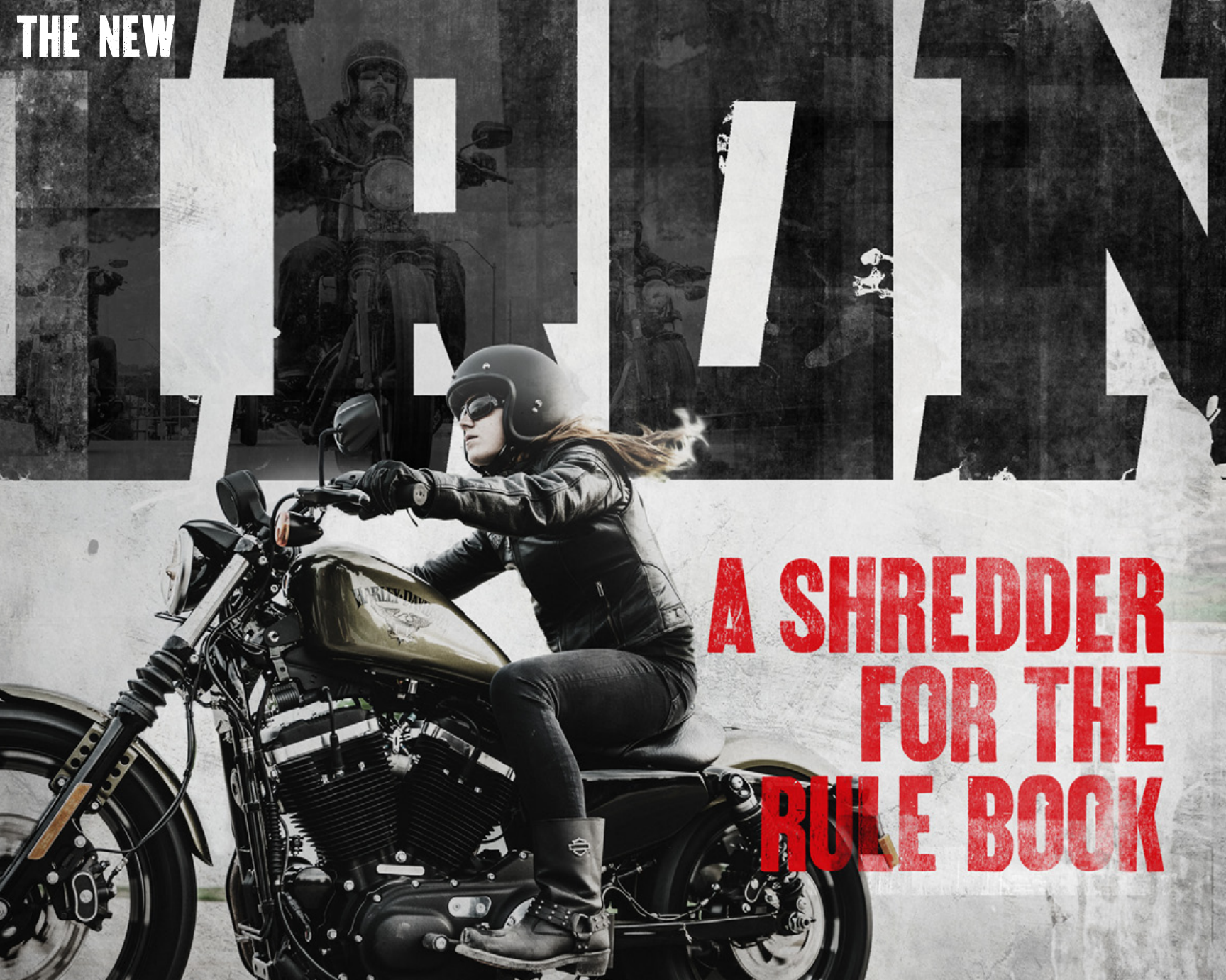
THEY'RE BUILT TO GIVE TRAFFIC A BEATING WITH PLENTY OF DARK CUSTOM™ STYLE. AND BENEATH THESE URBAN WARRIORS LURKS A LIQUID-COOLED REVOLUTION X™ V-TWIN ENGINE. THEY'RE FORCEFUL, RESPONSIVE AND SINISTER TO THE BONE, WITH BLACKED OUT PIPES AND SUSPENSION TUNED FOR QUICK HANDLING IN ANY URBAN ENVIRONMENT. GET BEHIND THE CAFÉ-INSPIRED WINDSCREEN AND GO. CONSIDER THE TRAFFIC WHIPPED.



STREET™ 500



STREET™ 750



THE NEW

**A SHREDDER
FOR THE
RULE BOOK**



If you thought the Iron 883™ motorcycle couldn't get any darker, you're mistaken. Bullet design detailing, straight cut, dual shorty mufflers, a slammed, drag-style handlebar, front fork gaiters, chopped rear fender and a solo bobber tuck and roll seat. Plus, all new adjustable rear shocks and front cartridge forks provide maneuverability and comfort. The Iron 883 is a nimble urban machine that kicks asphalt.

Bike shown customized with Harley-Davidson® Genuine Parts and Accessories.



FEEL THE DAY

ATTITUDE ADJUSTMENT

FEEL THE DAY



Bike shown customized with
Harley-Davidson® Genuine
Parts and Accessories.





Bare boned and stripped back to the core. The Forty-Eight® motorcycle has always been about attitude. The bulldog stance, fat front tire. The narrow profile. And this year it has been pushed even further. New seat. New cast wheels. New wider 49mm cartridge dampened forks that make its shoulders even more muscular and the ride even better. The famous 2.1 gallon peanut tank now sports '70s-inspired graphics and a cast tank badge. A floating rotor and blacked out/slotted exhaust add to the fresh new presence. You will find comfort from the new, adjustable rear suspension. But make no mistake, this is a brawler with attitude dripping from every element of its bones.

DAIS NAGAO

HARLEY-DAVIDSON® DESIGNER / STYLIST



DREAM MAKERS

When they're not in the studio, this young design team hits motorcycle shows all over the world. From Mooneyes in Japan to Born-Free in California. And, as with all great designers, they soak up what they see, feel and hear from all walks of life. From other riders, street art, fashion and everything else in between. It's real life that feeds Dais', Ben's and the whole team's imagination, nourishing their inspiration in the design of these new bikes.



For Ben, the Forty-Eight® motorcycle has always been the epitome of Harley-Davidson minimalism. "It really goes back to simplicity and honesty. Two wheels and a V-Twin right in the center." It's about design, not decoration. Stripped back, pure and, as always, without compromise.

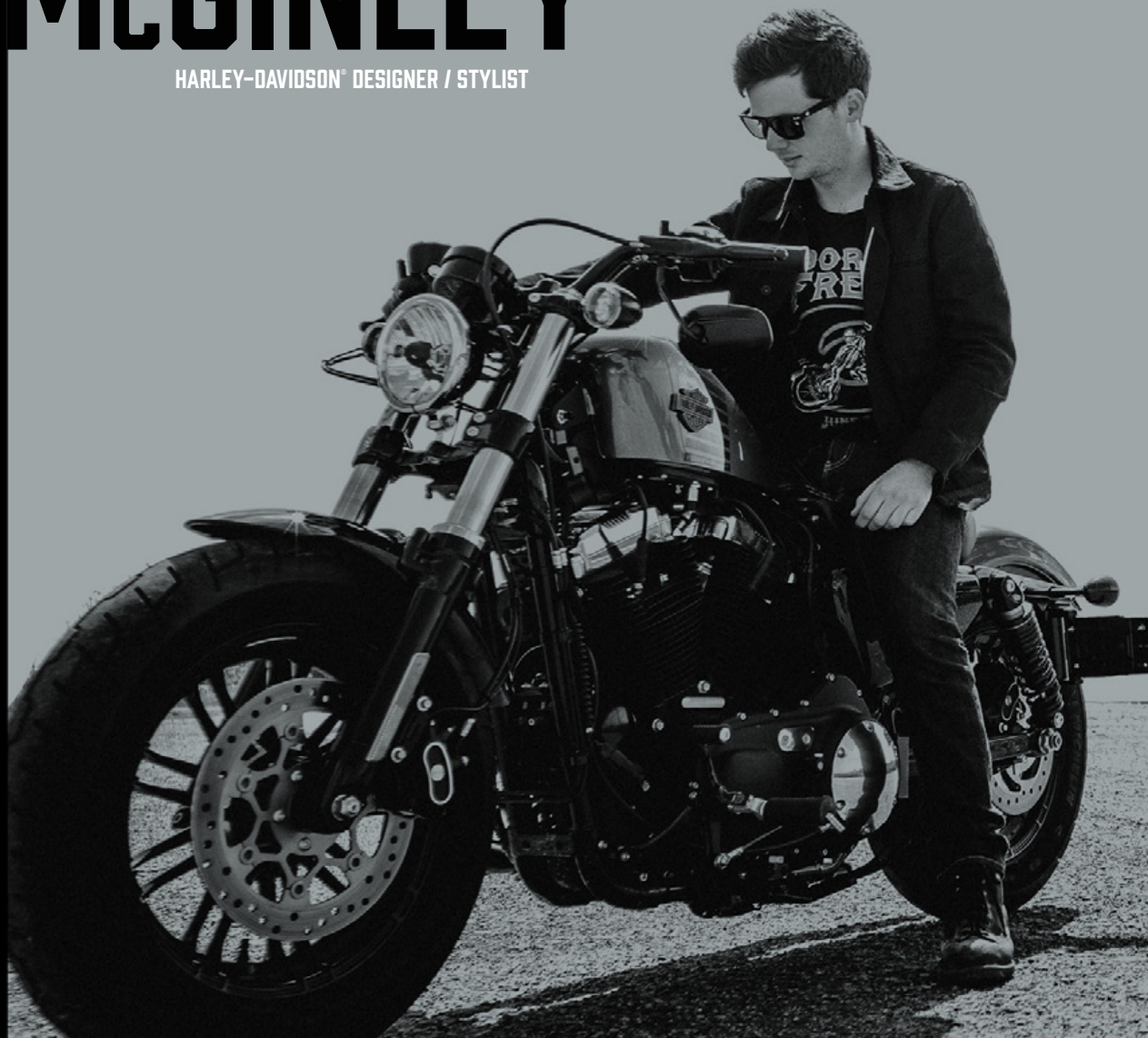


Dais grew up racing on the neon streets of Tokyo, before moving to California where he fell in love with the custom scene. For him, bikes were a platform. A blank canvas for a thousand possibilities. It's not hard to see this influence in the Iron 883™ motorcycle. The urban aggression of Tokyo, with the bare boned customization of California. He's put his life and soul into this new bike.



BEN McGINLEY

HARLEY-DAVIDSON® DESIGNER / STYLIST



FAT BOB®

It's big, it's bold and it knows how to make an entrance. Subtle is a word that it doesn't understand. 16-inch front tire, dual front disc brakes, twin LEDs on the slash cut tail and dual headlights out front. Wide stance, strong forks and a drag-style handlebar. All moving with a new High Output Twin Cam 103™ engine muscle. It's power with agility. It's true Harley-Davidson from start to finish.



STAND YOUR GROUND



BLACK LABEL



CLASSIC, CONTEMPORARY, MUST-HAVE.

You told us what you wanted – tough, timeless and understated. The Black Label Collection delivers with vintage leather jacket styles, retro helmets, smart plaids, graphic T-shirts and accessories like belts and trucker caps. Gear designed to make you look good on or off the bike.

Check out Black Label at

BARE NECESSITIES



STREET BOB® WITH H-D1™ FACTORY CUSTOMIZATION

It's the Street Bob® motorcycle you know and love here. But with a little more added potential. With H-D1™ Factory Customization, we give you the chance to make this bike your own, from the paint job to the engine trim. And best of all, you build it all online and your dream Street Bob will appear at your dealership in less than four weeks. What could be easier?



STREET BOB®

Pure. No-nonsense. The Street Bob® has nothing you don't need and everything you do. Blacked out forks and triple clamps, blacked out engine finish with highlighted fins, chopped rear fender and ape-hanger handlebar. All mounted on a Twin Cam 103™ engine. It's all there.



SEVENTY-TWO®

A stripped-back custom where its roar can be heard from the '70s. All the credentials are here. Chopped rear fender. Classic peanut tank. Mini ape-hanger handlebar. Laced wheels with whitewall tires. Add in acres of chrome and you have an authentic laid back, low riding "put your fists in the air" ride.





MORE THAN A
MOTORC



The Harley Owners Group® organization first established itself back in '83 and has grown to become the biggest and most renowned community of riding enthusiasts in the world.

With a network of over one million people across the globe, its members are united by a single passion for their bikes and a love for riding. It is much more than a motorcycle group. It's a community made up of people of all ages and walks of life who come together to ride and have fun – and squeeze every last drop out of life on a Harley® motorcycle.



YCLE.

How far do you want to go?







THE NEW 2016

ROAD GLIDE®

ULTRA

The model of choice for the riders. The mile-eaters. The ones who like to take the scenic route and pack in serious miles in comfort. The new Road Glide® Ultra has it all. Improved ergonomics, 4 inches of extra room for passengers, a premium Tour-Pak® carrier with a luggage rack for extra travel essentials, superior aerodynamic comfort and a BOOM!™ Box 6.5 GT Audio System with 25 watts per channel and a built-in navigation system at your fingertips. And at the heart of it all, moving the style along is a Twin-Cooled™ High Output Twin Cam 103™ engine and smooth shifting 6-Speed Cruise Drive® transmission.

IT'S NEVER ABOUT THE DESTINATION


It's not about the miles you cover, it's about the experience. The adventure. The discoveries. Just you, the bike and the sense of freedom that comes from touring on a Harley® motorcycle. And when you eventually reach your destination, it's the "getting there" that will stay with you, perhaps forever.



Pictured here: Airolo, Tremola
Photo by: Andre Meier

GLOBAL ROADS. AMERICAN SOUL.

HARLEY-DAVIDSON® AUTHORIZED TOURS



THE HIGHWAYS ARE A DISTANT MEMORY. NOW ALL YOU SEE IS SHIMMERING LAKES, SNOW-CAPPED MOUNTAINS AND CHOCOLATE-BOX VILLAGES. BEFORE YOU KNOW IT, YOU'RE RIDING THROUGH A LIVING, BREATHING POSTCARD.

This is Harley-Davidson® Authorized Tours in Switzerland. One of three tours created to showcase the very best of this beautiful country and is just one of a multitude of adventures offered around the globe.


The Grand Tour allows you to take the ultimate Harley-Davidson® motorcycle around the most breath-taking scenery known to man. Feel your Harley® motorcycle eat up the 1,000 mile route with comfort and pace, and take every winding turn in its stride. Turns that take you over

5 mountain passes and past 22 lakes. To unspoiled towns and diverse cultures brimming with history and beauty. There's no better place to watch the sun sink behind the Rhône glacier than from the saddle of a Harley® motorcycle.

There's a world out there waiting for you and we've saved you the best seat.

For a road like no other, or any one of 100 tours around the world, find out more at

Pictured here: Susch, Flueelapass
Photo by: Nico Schaefer



Pictured here:
Beatenberg, Seestrasse
Photo by: Nico Schaefer



ELECTRA GLIDE®
ULTRA
LIMITED

The ultimate Batwing Tourer.
A bike that redefines the term
fully-loaded. This is comfort and
rideability at a whole new level.

The unmistakable Batwing fairing
isn't just for show. The splitstream
air vent allows for optimal air flow
and reduced head buffeting.
Proving that form is always equal
to function.

Premium BOOM!™ Box 6.5 GT
touchscreen infotainment and
navigation to allow rider and
passenger any soundtrack they
choose to accompany the stunning
views. While a Twin-Cooled™
High Output Twin Cam 103™
engine, combined with the
smoothest of 6-Speed Cruise
Drive® transmissions provides
you with optimum performance
wherever you ride.

Additionally there's electronic
cruise control, linked ABS, dual
LED Daymaker™ headlamps, a
premium Tour-Pak® carrier that can
house both a rider and passenger
helmets, luggage rack, improved
seat and one-touch saddlebags all
as standard. The list is as long as
the roads you'll travel.





ELECTRA GLIDE®
ULTRA
LIMITED LOW

GETTING YOU CLOSER TO THE ROAD

What difference does the 'low' make on our Ultra Limited Low? It means the lowest seat height in touring, just 25.6 inches off the ground. From the reduced width of the primary housing and derby cover, to the diameter of the grips, from the extended reach side stand to the lowered front and rear suspension, we went over this machine from top to bottom to make it friendly to the rider. In simple terms it's the most confidence and control you can feel on a top-of-the-line, fully-loaded touring machine.



ELECTRA GLIDE®
**ULTRA
CLASSIC®**

For long-haul touring comfort, convenience, and cargo capacity, this bike has everything. A four-speaker, 25-watt per channel BOOM!™ Audio system, adding music to the scenery. A one-piece, two-up Electra Glide® classic comfort stitch seat with passenger backrest, adjustable fairing-mounted air deflectors, spacious Tour-Pak®, injection-molded hard saddlebags and a standard electronic cruise control. This is the benchmark. Born ready for any journey across country or continent.





ELECTRA GLIDE®
**ULTRA
CLASSIC®**
LOW

All the magnificence of the Electra Glide® Ultra Classic® model, with the lowest seat height of any fully dressed, top-of-the-line touring – just 25.6 inches off the ground. The premium suspension is lowered front and rear by 1 inch, the handlebar has been pulled back for easy reach, a greater leg clearance for comfort and confidence. Every detail has been carefully considered, from the adjustable fairing-mounted air deflectors and the internal glove boxes to the Reflex™ Linked Brakes with ABS and factory-installed electronic cruise control.

Riding has rarely been so inviting.





TRI GLIDE® ULTRA

Comfort, performance and confidence. This three-wheeler has all three. Loaded with features like a 4-speaker, premium BOOM!™ Box 6.5 GT infotainment system with GPS and color touchscreen, a 6-gallon fuel tank, 6-speed Cruise Drive® transmission, electronic cruise control and 6.8 cubic feet of storage space.



It's built for maximum comfort all the way. Driven by a Twin-Cooled™ High Output Twin Cam 103™ powertrain and an electric reverse to put complete control at the rider's fingertips. It's ready to redefine long-haul when you are.





ROAD KING®

From its beginnings in 1965, this bike has done nothing but live up to its name. Don't let its heritage and cruiser looks fool you. This is a bike for the modern rider. You now have 103 cubic inches of High Output power. Dual halogen headlights. One-touch saddlebags for easy access with a redesigned guard for extra passenger legroom. Optional Reflex™ Linked Brakes with ABS. Air adjustable suspension. This is a bike that doesn't just ride through the amazing scenery, it is part of it.



THE HERITAGE SOFTAIL® CLASSIC. THE FUTURE OF NOSTALGIA



The Heritage Softail® Classic motorcycle has roots echoing back years. Back in the day of Hardtails, the style was stripped back. The rawest of raw. But there was one problem: Hardtails simply weren't comfortable. As the name suggests, this was a frame entirely free of rear suspension. So Harley-Davidson set out to create a bike that looked pure Harley® hardtail, with enough comfort to ride for the long haul. The solution? To put the spring shock combination underneath the transmission and make it totally invisible.



1984

SOFTAIL®

Now came a bigger challenge. What was the first Softail® going to evolve into? And how? After two years the 1986 Heritage Softail® was born. A spine-tingling clash of styles from the FL-style motorcycles and the 1949 Hydra Glide. A homage to the classic bikes of the 1950s.

Then, a black and chrome powertrain was added. Windshield. Passing lamps. A passenger seat and backrest and the Heritage Softail® Classic motorcycle was born. A beautiful blend of styles that could eat up the city streets as easily as cruise down the highways.



1949

FL HYDRA-GLIDE

The introduction of the hydraulic telescoping front forks of the 1949 FL Hydra-Glide was something big for Harley-Davidson. Evolved from the previous models' leading-line forks, this bike was built for the long-haul and could be dressed to the nines in classic factory accessories.



1984

FXST SOFTAIL®

The FXST Softail® was the first of its kind. The bike had the look of a hardtail, with 21 inch laced front wheel, minimal hardtail frame and a staggered exhaust, but the smooth ride you'd expect from a cruiser.

THE NEW 2016

HERITAGE

SOFTAIL® CLASSIC

Some things are never meant to be consigned to history. At first glance the Heritage Softail® Classic sticks to its styling roots. But underneath, it's been updated for 2016. Beginning with a new High Output Twin Cam 103™ engine, blending perfectly with the new Electronic Throttle Control System and offering cruise control now as standard. A low center of gravity adds comfort for the longer stretches of road. While the full fenders, a redesigned seat and new saddlebag structure create a new twist on an unmistakable classic style. But the good old days aren't old at all. They're right now.





Some days you want the streets. Others, it's adventure. The city limits. The border. It doesn't matter how far you go. As long as you go. The roads are calling. And these bikes are ready when you are.

ROAD GLIDE®

There's no mistaking this true American icon. Eating up the road like no other, it's loaded with attitude. The definitive styling of the shark nose fixed fairing down to the High Output Twin Cam 103™, air-cooled, V-Twin, fuel-injected engine. This is a bagger that doesn't roll, it struts.



ROAD GLIDE®

SPECIAL

Miles. Attitude and function. This motorcycle has attention to detail written all over it. From the High Output Twin Cam 103™ engine and one-touch saddlebags all the way up through the premium BOOM!™ Box 6.5 GT touchscreen infotainment system with navigation. Add in Dual Daymaker™ Reflector LED Headlamps, easy reach controls and adjustable (tool-less) low profile rear suspension and it is all here. Making every mile more comfortable and confident than the last.



STREET GLIDE®

SPECIAL

Style, attitude, confidence. This is classic Harley-Davidson styling with the modern power to move you. Take one look inside the sleek Batwing fairing and you'll get an idea. You're looking at the top-of-the-line 6.5 inch touchscreen infotainment system at your fingertips and BOOM!™ Box 6.5 GT audio and navigation system. Notice the color-matched fairing skirt, black inner fairing with gauges, smoked, sport windscreen, chrome, 2-1-2 dual exhaust with tapered mufflers, creating sweet sounds from a High Output Twin Cam 103™ engine. All this rolling on Enforcer cast aluminium wheels and low profile air ride rear suspension.





STREET GLIDE®

The perfect blend of hot rod bagger styling with the comfort you want for the long haul. This has attitude from fender to fender and mile after mile. Sleek bags that don't compromise on style, premium BOOM!™ Audio sound and a paint job like no other. Not to mention a High Output Twin Cam 103™ engine when you want to grab a fistful of throttle.





FREEWHEELER®

This hot rod custom-inspired trike is designed to make a statement. From its bobtail rear fenders, dual slash cut pipes and low profile trunk, right through to its single, dominating headlight and mag wheels. It is instant confidence to anyone who takes the saddle.



SUPERLOW®

1200T

This is everything a custom tourer should be, in a compact package. Low seat. Easy reach handlebar and premium adjustable suspension for a smooth ride. All this style powered by a thumping Evolution® 1200 engine. It's the kind of ride where you appreciate the attention to detail more with each passing mile.



SWITCHBACK™

This is a bike with a dual personality. Snap on the windshield. The saddlebags. And within seconds, you're gone for the long haul. Remove them just as fast for a cruise. It's a union of opposites. Light, nimble, with a two-up seat, ABS and a new High Output Twin Cam 103™ engine. There are no limits.



GRAB LIFE BY THE THROTTLE.

It's out there.

Beyond the glass and steel.

That place where phones don't ring,
and inboxes remain empty.

The journey for self-expression may be
endless, but the road is waiting.

It's time to point the front wheel to the
horizon and grab life by the throttle.





LOW RIDER®

With its classic looks, low stance and easy handling, this icon holds true to its heritage. Only this is badder and bolder for the modern rider. 2016 brings a new High Output Twin Cam 103™ engine, dual disc front brakes, adjustable seat design and bold tank graphics. All rolling straight out of hot rod street culture on sturdy mag wheels.



WIDE GLIDE[®]

The option of flames on the tank tells you all you need to know. This is old school motorcycle rebellion to the core. From the wide fork straddling a 21 inch laced wheel to the Tommy Gun exhaust. Propelled along the highway in 2016 with a new High Output Twin Cam 103™ engine. It continues all the way back to the minimalist black wire sissy bar. A chopper for a new defiant generation.





FAT BOY® LO

Bold, dark and low. This raises the standard for low riding. Black denim finish on the frame, bullet-hole cast aluminum wheels, flat-black exhaust shield, black powder-coating on the power train and chrome in all the right places. It's loaded with custom detail and slammed in style. Lowered rear suspension with a low narrow cut seat and a 1.25 inch internally wired handlebar. All powered by a High Output Twin Cam 103B™ engine. Putting you close to the road and the effortless ride.





FAT BOY®

Since it first tore up the streets more than 20 years ago, the Fat Boy® motorcycle still creates an unmistakable bold profile. Fat front forks, fat tires (140mm front and 200mm back) and a big chrome headlamp create a bold stance and a bold statement. The laid-back style comes with luxury in an improved braking system and a High Output Twin Cam 103B™ engine. This is not just cruising, it is taking charge.





SOFTAIL® DELUXE

This is a ride back into the old-school style Harley-Davidson® motorcycles of 1939, wrapped around modern power and performance. Eyes are drawn to the triple headlamps, whitewall tires, chrome profile laced wheels, full-skirted metal fenders and the big chrome headlamp out front. But driving this into the modern era is a High Output Twin Cam 103B™ engine with cruise control and ABS as standard equipment. Nostalgia was never so good.






SOFTAIL SLIM®

The perfect blend of '40s, raw bobber style with the modern power of a High Output Twin Cam 103B™ engine. This godfather comes equipped with more than a touch of contemporary. The internally wired Hollywood handlebar, slim rear wheel with a chopped fender, gloss black cat eye console and half-moon foot boards. The style might recall the early days of custom motorcycle enthusiasm. Yet one moment in the low slung solo seat and you're riding in the here and now.







ROLL WITH THE PUNCHES

BREAKOUT®

Grab on and take hold of a pure Harley-Davidson® custom cruiser. Big gasser wheels, big paint and a large serving of chrome. All coming together in a refined package. Throw in an upgraded, powerful, counter-balanced High Output Twin Cam 103B™ engine and you've got a smooth ride sitting tight at its heart.

Sculpted sleek lines. Bold styling. And not forgetting brute power. This is the lineup where cutting-edge meets the drag strip. When innovation meets pure attitude. And when performance meets the adrenal gland. The V-Rod® motorcycle lineup is waiting. Grab on.



V-ROD MUSCLE®

It makes an imposing impression. Fat rear tire for added grip and traction. LED mirror turn signals. Streamlined design with satin chrome highlights. High-performance Brembo® dual disc brakes. All powered by our unique 1250cc Revolution® engine that delivers low-down, head-rushing torque.

REFINED





NIGHT ROD® SPECIAL

The blacked-out components create an uncompromising attitude. The low-rise handlebar. The ultra-fat, 240mm rear tire makes sure it stands with authority. All creating a formidable statement of intent. This is pure aggression with a 1250cc Revolution® engine. Tuned to produce 120 horsepower and low-end torque. Driven with a nimble and responsive ride at any speed.

RAW







FAT BOY® S

This takes dark to a new level. A powerful one. New gloss black Screamin' Eagle® Twin Cam 110B™ engine, gloss black lower forks, axle nut covers, handlebar and riser. Black brake lever and hydraulic clutch assembly. Black over/under shotgun exhaust with slash cut mufflers. Take our word for it, it is blacked out from front to back and head to toe in attitude.



POWER BLACKOUT

INTRODUCING THE NEW S SERIES - OUR MOST POWERFUL CRUISERS

WITH THE NEW S SERIES, WE TOOK THE PULSE OF WHAT'S HAPPENING WITH CUSTOM MOTORCYCLE CULTURE RIGHT NOW AND MIXED IT WITH OUR OWN RICH HERITAGE. WE GOT INSPIRED ON THE STREET, IN OWNERS' GARAGES, AT BIKE SHOWS AND THEN WE EXPERIMENTED TURNING METAL AND ENGINES INTO CUTTING EDGE BIKES. WHAT YOU CAN EXPECT FROM THE S SERIES IS LIMITED RUNS OF THE UNEXPECTED. BIG POWER. RICH FINISHES. A COMPLETE PACKAGE BUILT FOR RIDERS WHO TRULY WANT TO STAND OUT.







SOFTAIL SLIM® S

We've taken everything that was great about the Softail Slim® model and added a little more. For starters, we've added power with a Screamin' Eagle® Twin Cam 110B™ engine. We've taken the military theme even further with an awesome Olive Gold Denim paint option and made the rest black to the core. Black triple clamp and riser, gloss black headlamp ring, fork slider covers and lower forks. Black brake levers, mirrors and black over/under shotgun exhaust with slash cut muffler. Every inch is modern power with old iron attitude.





CUSTOMIZATION.

IN OUR HANDS IT'S AN ART FORM

Some works of art you don't find hanging in galleries. You ride them. Custom Vehicle Operations™ create the ultimate expression of what Harley-Davidson can do. Rideable art. These are true objects of desire. Masterpieces in every way. Designed to look stunning from top-of-the-line components, with all the functionality that customers demand. Power and style. Form and function. Without compromise and without equal. These are Harley-Davidson® motorcycles unlike any other. True originals.







Decked out fender to fender with custom details. This is the bike for those who order one with everything. A color-matched splitstream fairing vent, Aggressor wheels and engine finishes that vary to complement each of the four stunning custom paint options. Derby cover and insert design for more leg clearance. Then there's the technology of a Tire Pressure Monitoring System for easier vehicle maintenance, LED front turn signals and BDDM!™ Box High Output Audio System featuring three-way speakers to bring your own sounds to the streets. All this built around 110 cubic inches of Harley-Davidson® V-Twin engine. A Harley® motorcycle to prove you can have it all.





The next chapter of the CVO™. A pinnacle of rider comfort, luxury and of course, style. New improvements have taken it even further. Three custom paint sets with hand-applied graphics and a new tank medallion.

A color-matched splitstream air vent and Tour-Pak® LED light bezel. LED turn signals with LED lighting surround. New seat cover, insert and stitching. Security systems are improved with a single premium integrated security and power locking fob, as well as tire pressure monitoring system (TPMS). CVO™ Limited continues as our flagship model. Go anywhere. But wherever it is, go there in style.





The logo features the Harley-Davidson emblem at the top, with 'CUSTOM VEHICLE OPERATIONS' written around it. Below the emblem is 'CVO' in a stylized font. The main text 'ROAD GLIDE' is in a large, bold, serif font, and 'ULTRA' is in a similar font below it. The entire logo is set against a background of a desert landscape with a gravel road, cacti, and mountains under a cloudy sky.

The stakes have been raised for the second year of the CVO™ Road Glide® Ultra. Reflective optic LED lighting, Tire Pressure Monitoring System, LED front turn signals, new colors of custom paint and pin-stripping, new color-matched Tour-Pak® lighting bezel and an attractive new seat cover design. A seat that is dual-control heated with distressed look inserts. That's the form. Here's the function: world-class aero comfort, ergonomically engineered for passenger and rider for a more comfortable ride. Advanced, upgraded BOOM!™ Box 6.5 GT infotainment system with touchscreen and a more powerful amplifier. The CVO™ Motorcycle Team have gone the distance, so you can.



JOYRIDES. SUPERLOW[®]

Riding low and easy. The low center of gravity inspires confidence from day one. In town or out on the twisty open roads, the bike feels well-balanced, nimble, responsive, even at low speeds. Plus, a great spec - an all-new adjustable rear suspension, powered by the 883 Evolution[®] V-Twin engine, with 5-spoke aluminum wheels and a new seat with an incredibly low 25.5 inch height. This machine is built to make any rider feel one with the road.



1200 CUSTOM

WITH H-D[™] FACTORY CUSTOMIZATION



1200 CUSTOM



1200 CUSTOM

WITH H-D[™] FACTORY CUSTOMIZATION



1200 CUSTOM (TOP RIGHT) The iconic Sportster®. Loaded with chrome and street brawling attitude. One of our most popular machines of all time, fat front wheel, wide custom tank, pull back handlebar, all-new adjustable rear suspension, new seat and steel-laced wheels. The wide shouldered cruiser with genuine custom presence.



1200 CUSTOM WITH H-D[™] FACTORY CUSTOMIZATION

(TOP LEFT AND BOTTOM LEFT) Make your mark from the very beginning. Built just for you from the factory line, this customization service is like no other. Use the online H-D[™] Bike Builder tool to configure a bike that fits your passions and personality. The paint, the wheels, the seats, the handlebars and genuine H-D® engines - it's all yours. Then bring your order to your Harley-Davidson® dealer and let them order it straight from the factory for you.



NOW
LET'S MAKE IT
HAPPEN



You've browsed the book. You may even know what you want, but you want to know more. So what now?



It all begins at our dealers, all 1,400 of them. Here's where you'll find an expertise and personalized service like no other. They have everything you need to get you on a Harley® motorcycle that's exactly right for you and the way you ride. And they'll go the extra mile to get you into the right gear that helps you stay on the road longer and ride in style.

FIT SHOP

We want you to be completely comfortable with your chosen bike, it should fit you like your favorite pair of jeans, so we look at everything. The seat, the handlebar, the foot controls, even the suspension. We want you to be able to ride in comfort for as long as you like so Fit Shop will deliver the 3 Cs: Control, Comfort and Confidence.



We may be famous for building amazing custom bikes. More amazing is what you can do to make your ride your own. With our H-D1™ program, no two bikes have to be the same.

CUSTOMIZATION

Make your Harley® motorcycle, yours. Choose from 10,000 road-tested, precision-engineered Genuine Parts and Accessories. Whatever you have in mind, our team is on hand to make your dream bike a reality.

BIKE BUILDER

Get it right from the start. Go online. Our Bike Builder will give you lots of inspiration and help you design the

perfect bike. Change the wheels, pick a different color combo. It's your choice. When you're happy, print off your dream bike, and take it to your dealer who'll turn it in to the real thing.

www.H-D.com/bikebuilder

AUTHORIZED SERVICE

Only Harley-Davidson® dealers can keep your bike performing at its peak. Our dedicated technicians are specially trained and use advanced technologies to properly diagnose and maintain your machine. Using Genuine Parts and Accessories, your bike will get the love it deserves and this will ensure the manufacturer's warranty remains intact. It really isn't worth leaving things to chance.

MOTORCLOTHES®

The MotorClothes® apparel team are riders first and foremost. And every mile in every country they've ridden, is used to inform and inspire our MotorClothes designs. From innovations like our Triple Vent System™ riding jackets to Low Profile Helmets, it's all about staying comfortable and stylish.

EVERY JOURNEY BEGINS WITH THE FIRST STEP

GARAGE PARTY



Everyone's adventure has to begin somewhere. And we want that first step to be as great as the next. Our H-D® Garage Party™ events are a female-only fun way to learn the basics - the bikes, the lifestyle and the destination from a female perspective. And our Motorcycle Boot Camp is basic training for anyone ready to ride. Whatever journey you are on, we're with you every mile.

TEST RIDES

O.K. This is the moment of truth. The moment when you first get to discover what your future Harley® really feels like when you fire it up and take it out. But which one is right for you? There's only one way to find out and it can all be organized through your local dealership with no strings attached. So, whether it's your next Harley® or your first Harley® go down to your local dealer or go to H-D.com and click on 'Try a Bike' to get it arranged. There will be a Harley® to suit you and once you've found it, you'll never look back.

HARLEY-DAVIDSON® STREET®

STREET™ 500



DIMENSIONS

| | |
|-----------------------------------|--------------------|
| Length (in./mm) | 87.6 (2225) |
| Seat Height ¹ (in./mm) | 25.7 (654) |
| Wheelbase (in./mm) | 60.4 (1534) |
| Fuel Capacity (U.S.gals./liters) | 3.5 (13.1) |
| Dry Weight (lbs/kg) | 455 (206) |
| Running Order Weight (lbs/kg) | 489 (222) |

POWERTRAIN

| | |
|---|--|
| Engine | Liquid-cooled, Revolution X™ V-Twin |
| Displacement (in. ³ /cm ³) | 30 (494) |
| Miles Per Gallon (Combined City/Hwy) ² | 41.0 |
| Transmission | 6-speed |

COLOR OPTIONS³

Vivid Black;
Black Denim;
Superior Blue;
Velocity Red Sunglo

PRICING (MSRP)⁴

| | |
|---------------------------|----------------|
| Vivid Black ³ | \$6,849 |
| Color Option ³ | \$7,144 |
| California Emissions | \$50 |
| Freight ⁷ | \$330 |

MODEL DESIGNATION XG500

STREET™ 750



DIMENSIONS

| | |
|-----------------------------------|--------------------|
| Length (in./mm) | 87.6 (2225) |
| Seat Height ¹ (in./mm) | 25.7 (654) |
| Wheelbase (in./mm) | 60.4 (1534) |
| Fuel Capacity (U.S.gals./liters) | 3.5 (13.1) |
| Dry Weight (lbs/kg) | 455 (206) |
| Running Order Weight (lbs/kg) | 489 (222) |

POWERTRAIN

| | |
|---|--|
| Engine | Liquid-cooled, Revolution X™ V-Twin |
| Displacement (in. ³ /cm ³) | 46 (749) |
| Miles Per Gallon (Combined City/Hwy) ² | 41.0 |
| Transmission | 6-speed |

COLOR OPTIONS³

Vivid Black;
Black Denim;
Superior Blue;
Velocity Red Sunglo

PRICING (MSRP)⁴

| | |
|---------------------------|----------------|
| Vivid Black ³ | \$7,549 |
| Color Option ³ | \$7,844 |
| California Emissions | \$50 |
| Freight ⁷ | \$330 |

MODEL DESIGNATION XG750

HARLEY-DAVIDSON® SPORTSTER®

IRON 883™



DIMENSIONS

| | |
|-----------------------------------|--------------------|
| Length (in./mm) | 85.8 (2180) |
| Seat Height ¹ (in./mm) | 25.7 (653) |
| Wheelbase (in./mm) | 59.6 (1515) |
| Fuel Capacity (U.S.gals./liters) | 3.3 (12.5) |
| Dry Weight (lbs/kg) | 540 (245) |
| Running Order Weight (lbs/kg) | 562 (255) |

POWERTRAIN

| | |
|---|-------------------------------|
| Engine | Air-cooled, Evolution® |
| Displacement (in. ³ /cm ³) | 53.9 (883) |
| Miles Per Gallon (Combined City/Hwy) ² | 51.0 |
| Transmission | 5-speed |

COLOR OPTIONS³

Charcoal Denim;
Black Denim;
Olive Gold;
Hard Candy Custom™ Gold Flake

PRICING (MSRP)⁴

| | |
|---|----------------|
| Color Option ³ | \$8,849 |
| Hard Candy Custom™ ³ | \$9,299 |
| H-D® Factory Security System ⁶ | \$395 |
| ABS Option | \$795 |
| California Emissions | \$100 |
| Freight ⁷ | \$360 |

MODEL DESIGNATION XL883N

1200 CUSTOM



DIMENSIONS

| | |
|-----------------------------------|--------------------|
| Length (in./mm) | 87.6 (2225) |
| Seat Height ¹ (in./mm) | 26.6 (676) |
| Wheelbase (in./mm) | 60.2 (1530) |
| Fuel Capacity (U.S.gals./liters) | 4.5 (17) |
| Dry Weight (lbs/kg) | 559 (254) |
| Running Order Weight (lbs/kg) | 587 (266) |

POWERTRAIN

| | |
|---|-------------------------------|
| Engine | Air-cooled, Evolution® |
| Displacement (in. ³ /cm ³) | 73.4 (1202) |
| Miles Per Gallon (Combined City/Hwy) ² | 48.0 |
| Transmission | 5-speed |

COLOR OPTIONS³

Vivid Black;
Charcoal Pearl;
Superior Blue;
Two-Tone Amber Whiskey/Vivid Black;
Two-Tone Deep Jade Pearl/Vivid Black;
Two-Tone Mysterious Red Sunglo/
Velocity Red Sunglo

PRICING (MSRP)⁴

| | |
|---|-----------------|
| Vivid Black ³ | \$10,899 |
| Color Option ³ | \$11,249 |
| Two-Tone Option ³ | \$11,449 |
| H-D® Factory Security System ⁶ | \$395 |
| ABS Option | \$795 |
| California Emissions | \$100 |
| Freight ⁷ | \$360 |

MODEL DESIGNATION XL1200C

SUPERLOW®



DIMENSIONS

| | |
|-----------------------------------|--------------------|
| Length (in./mm) | 87.6 (2225) |
| Seat Height ¹ (in./mm) | 25.5 (648) |
| Wheelbase (in./mm) | 59.1 (1500) |
| Fuel Capacity (U.S.gals./liters) | 4.5 (17) |
| Dry Weight (lbs./kg) | 537 (244) |
| Running Order Weight (lbs./kg) | 565 (256) |

POWERTRAIN

| | |
|---|-------------------------------|
| Engine | Air-cooled, Evolution® |
| Displacement (in. ³ /cm ³) | 53.9 (883) |
| Miles Per Gallon (Combined City/Hwy) ² | 51.0 |
| Transmission | 5-speed |

COLOR OPTIONS³

Vivid Black;
Superior Blue;
Velocity Red Sunglo;
Two-Tone Crushed Ice Pearl/Frosted Teal Pearl

PRICING (MSRP)⁴

| | |
|---|----------------|
| Vivid Black ³ | \$8,499 |
| Color Option ³ | \$8,849 |
| Two-Tone Option ³ | \$9,049 |
| H-D® Factory Security System ⁶ | \$395 |
| ABS Option | \$795 |
| California Emissions | \$100 |
| Freight ⁷ | \$360 |

MODEL DESIGNATION XL883L

SUPERLOW® 1200T



DIMENSIONS

| | |
|-----------------------------------|----------------------|
| Length (in./mm) | 87.6 (2225) |
| Seat Height ¹ (in./mm) | 26.13 (663.7) |
| Wheelbase (in./mm) | 59.1 (1500) |
| Fuel Capacity (U.S.gals./liters) | 4.5 (17) |
| Dry Weight (lbs./kg) | 573 (260) |
| Running Order Weight (lbs./kg) | 599 (272) |

POWERTRAIN

| | |
|---|-------------------------------|
| Engine | Air-cooled, Evolution® |
| Displacement (in. ³ /cm ³) | 73.4 (1202) |
| Miles Per Gallon (Combined City/Hwy) ² | 48.0 |
| Transmission | 5-speed |

COLOR OPTIONS³

Vivid Black;
Black Quartz;
Velocity Red Sunglo;
Two-Tone Billet Silver/Vivid Black;
Two-Tone Deep Jade Pearl/Vivid Black;
Custom Color Purple Fire/Blackberry Smoke;
Custom Color Cosmic Blue Pearl

PRICING (MSRP)⁴

| | |
|---|-----------------|
| Vivid Black ³ | \$11,799 |
| Color Option ³ | \$12,149 |
| Two-Tone Option ³ | \$12,349 |
| Custom Color Option ³ | \$12,499 |
| H-D® Factory Security System ⁶ | \$395 |
| ABS Option | \$795 |
| California Emissions | \$100 |
| Freight ⁷ | \$360 |

MODEL DESIGNATION XL1200T

FORTY-EIGHT®



DIMENSIONS

| | |
|-----------------------------------|--------------------|
| Length (in./mm) | 85 (2159) |
| Seat Height ¹ (in./mm) | 26.2 (666) |
| Wheelbase (in./mm) | 59.3 (1506) |
| Fuel Capacity (U.S.gals./liters) | 2.1 (7.9) |
| Dry Weight (lbs./kg) | 538 (244) |
| Running Order Weight (lbs./kg) | 551 (250) |

POWERTRAIN

| | |
|---|-------------------------------|
| Engine | Air-cooled, Evolution® |
| Displacement (in. ³ /cm ³) | 73.4 (1202) |
| Miles Per Gallon (Combined City/Hwy) ² | 48.0 |
| Transmission | 5-speed |

COLOR OPTIONS³

Vivid Black;
Billet Silver;
Velocity Red Sunglo;
Olive Gold;
Hard Candy Custom™ Cancun Blue Flake;
Hard Candy Custom™ Gold Flake

PRICING (MSRP)⁴

| | |
|---|-----------------|
| Vivid Black ³ | \$11,199 |
| Color Option ³ | \$11,549 |
| Hard Candy Custom™ ³ | \$11,649 |
| H-D® Factory Security System ⁶ | \$395 |
| ABS Option | \$795 |
| California Emissions | \$100 |
| Freight ⁷ | \$360 |

MODEL DESIGNATION XL1200X

SEVENTY-TWO®



DIMENSIONS

| | |
|-----------------------------------|--------------------|
| Length (in./mm) | 89.6 (2275) |
| Seat Height ¹ (in./mm) | 26.9 (683) |
| Wheelbase (in./mm) | 60.6 (1540) |
| Fuel Capacity (U.S.gals./liters) | 2.1 (7.9) |
| Dry Weight (lbs./kg) | 546 (248) |
| Running Order Weight (lbs./kg) | 559 (253) |

POWERTRAIN

| | |
|---|-------------------------------|
| Engine | Air-cooled, Evolution® |
| Displacement (in. ³ /cm ³) | 73.4 (1202) |
| Miles Per Gallon (Combined City/Hwy) ² | 48.0 |
| Transmission | 5-speed |

COLOR OPTIONS³

Black Denim;
Black Quartz;
Charcoal Denim;
Hard Candy Custom™ Gold Flake;
Hard Candy Custom™ Black Gold Flake

PRICING (MSRP)⁴

| | |
|---|-----------------|
| Color Option ³ | \$11,099 |
| Hard Candy Custom™ ³ | \$11,849 |
| H-D® Factory Security System ⁶ | \$395 |
| ABS Option | \$795 |
| California Emissions | \$100 |
| Freight ⁷ | \$360 |

MODEL DESIGNATION XL1200V

WIDE GLIDE®



DIMENSIONS

| | |
|-----------------------------------|--------------------|
| Length (in./mm) | 96.3 (2445) |
| Seat Height ¹ (in./mm) | 25.5 (648) |
| Wheelbase (in./mm) | 67.5 (1715) |
| Fuel Capacity (U.S.gals./liters) | 4.7 (17.8) |
| Dry Weight (lbs/kg) | 650 (295) |
| Running Order Weight (lbs/kg) | 683 (310) |

POWERTRAIN

| | |
|---|--|
| Engine | Air-cooled, High Output Twin Cam 103™ |
| Displacement (in. ³ /cm ³) | 103.1 (1690) |
| Miles Per Gallon (Combined City/Hwy) ² | 42.0 |
| Transmission | 6-Speed Cruise Drive® |

COLOR OPTIONS³

Vivid Black;
Two-Tone Charcoal Pearl With Faded Flames;
Two-Tone Velocity Red Sunglo
With Faded Flames;
Two-Tone Black Quartz With Faded Flames;
Two-Tone Black Denim With Bright Flames

PRICING (MSRP)⁴

| | |
|---|-----------------|
| Vivid Black ³ | \$15,999 |
| Two-Tone Option ³ | \$16,749 |
| H-D® Factory Security System ⁶ | \$395 |
| ABS Option | STD |
| California Emissions | \$200 |
| Freight ⁷ | \$390 |

MODEL DESIGNATION FXDWG

LOW RIDER®



DIMENSIONS

| | |
|-----------------------------------|--------------------|
| Length (in./mm) | 92.3 (2345) |
| Seat Height ¹ (in./mm) | 25.4 (660) |
| Wheelbase (in./mm) | 64.2 (1630) |
| Fuel Capacity (U.S.gals./liters) | 4.7 (17.8) |
| Dry Weight (lbs/kg) | 644 (292) |
| Running Order Weight (lbs/kg) | 666 (302) |

POWERTRAIN

| | |
|---|--|
| Engine | Air-cooled, High Output Twin Cam 103™ |
| Displacement (in. ³ /cm ³) | 103.1 (1690) |
| Miles Per Gallon (Combined City/Hwy) ² | 42.0 |
| Transmission | 6-Speed Cruise Drive® |

COLOR OPTIONS³

Vivid Black;
Superior Blue;
Two-Tone Deep Jade Pearl/Vivid Black;
Two-Tone Billet Silver/Vivid Black;
Custom Color Purple Fire/Blackberry Smoke;
Custom Color Cosmic Blue Pearl

PRICING (MSRP)⁴

| | |
|---|-----------------|
| Vivid Black ³ | \$14,399 |
| Color Option ³ | \$14,799 |
| Two-Tone Option ³ | \$15,149 |
| Custom Color Option ³ | \$15,349 |
| H-D® Factory Security System ⁶ | \$395 |
| ABS Option | \$795 |
| Wheel Option ⁵ | \$460 |
| California Emissions | \$200 |
| Freight ⁷ | \$390 |

MODEL DESIGNATION FXDL

STREET BOB®



DIMENSIONS

| | |
|-----------------------------------|--------------------|
| Length (in./mm) | 94.3 (2395) |
| Seat Height ¹ (in./mm) | 25.5 (648) |
| Wheelbase (in./mm) | 64.2 (1630) |
| Fuel Capacity (U.S.gals./liters) | 4.7 (17.8) |
| Dry Weight (lbs/kg) | 637 (289) |
| Running Order Weight (lbs/kg) | 670 (304) |

POWERTRAIN

| | |
|---|----------------------------------|
| Engine | Air-cooled, Twin Cam 103™ |
| Displacement (in. ³ /cm ³) | 103.1 (1690) |
| Miles Per Gallon (Combined City/Hwy) ² | 42.0 |
| Transmission | 6-Speed Cruise Drive® |

COLOR OPTIONS³

Vivid Black;
Charcoal Pearl;
Black Denim;
Crushed Ice Pearl;
Velocity Red Sunglo;
Olive Gold;
Two-Tone Billet Silver/Vivid Black;
Hard Candy Custom™ Cancun Blue Flake

PRICING (MSRP)⁴

| | |
|---|-----------------|
| Vivid Black ³ | \$13,699 |
| Color Option ³ | \$14,099 |
| Two-Tone Option ³ | \$14,449 |
| Hard Candy Custom™ ⁹ | \$14,449 |
| H-D® Factory Security System ⁶ | \$395 |
| ABS Option | \$795 |
| California Emissions | \$200 |
| Freight ⁷ | \$390 |

MODEL DESIGNATION FXDB

FAT BOB®



DIMENSIONS

| | |
|-----------------------------------|--------------------|
| Length (in./mm) | 94.5 (2400) |
| Seat Height ¹ (in./mm) | 26.1 (663) |
| Wheelbase (in./mm) | 63.8 (1620) |
| Fuel Capacity (U.S.gals./liters) | 5 (18.9) |
| Dry Weight (lbs/kg) | 673 (305) |
| Running Order Weight (lbs/kg) | 706 (320) |

POWERTRAIN

| | |
|---|--|
| Engine | Air-cooled, High Output Twin Cam 103™ |
| Displacement (in. ³ /cm ³) | 103.1 (1690) |
| Miles Per Gallon (Combined City/Hwy) ² | 42.0 |
| Transmission | 6-Speed Cruise Drive® |

COLOR OPTIONS³

Vivid Black;
Black Denim;
Velocity Red Sunglo;
Olive Gold

PRICING (MSRP)⁴

| | |
|---|-----------------|
| Vivid Black ³ | \$15,899 |
| Color Option ³ | \$16,299 |
| H-D® Factory Security System ⁶ | \$395 |
| ABS Option | \$795 |
| California Emissions | \$200 |
| Freight ⁷ | \$390 |

MODEL DESIGNATION FXDF

2016 HARLEY-DAVIDSON® SOFTAIL®

SWITCHBACK™



DIMENSIONS

| | |
|-----------------------------------|-------------|
| Length (in./mm) | 92.9 (2360) |
| Seat Height ¹ (in./mm) | 26.1 (663) |
| Wheelbase (in./mm) | 62.8 (1595) |
| Fuel Capacity (U.S.gals./liters) | 4.7 (17.8) |
| Dry Weight (lbs./kg) | 696 (316) |
| Running Order Weight (lbs./kg) | 718 (326) |

POWERTRAIN

| | |
|---|---------------------------------------|
| Engine | Air-cooled, High Output Twin Cam 103™ |
| Displacement (in. ³ /cm ³) | 103.1 (1690) |
| Miles Per Gallon (Combined City/Hwy) ² | 42.0 |
| Transmission | 6-Speed Cruise Drive® |

COLOR OPTIONS³

Vivid Black;
Velocity Red Sunglo;
Deep Jade Pearl

PRICING (MSRP)⁴

| | |
|---|----------|
| Vivid Black ³ | \$17,199 |
| Color Option ³ | \$17,599 |
| H-D® Factory Security System ⁶ | \$395 |
| ABS Option | STD |
| California Emissions | \$200 |
| Freight ⁷ | \$390 |

MODEL DESIGNATION FLD

BREAKOUT®



DIMENSIONS

| | |
|-----------------------------------|-------------|
| Length (in./mm) | 95.7 (2430) |
| Seat Height ¹ (in./mm) | 24.7 (627) |
| Wheelbase (in./mm) | 67.3 (1710) |
| Fuel Capacity (U.S.gals./liters) | 5 (18.9) |
| Dry Weight (lbs./kg) | 678 (308) |
| Running Order Weight (lbs./kg) | 707 (321) |

POWERTRAIN

| | |
|---|--|
| Engine | Air-cooled, High Output Twin Cam 103B™ |
| Displacement (in. ³ /cm ³) | 103.1 (1690) |
| Miles Per Gallon (Combined City/Hwy) ² | 42.0 |
| Transmission | 6-speed Cruise Drive® |

COLOR OPTIONS³

Vivid Black;
Charcoal Denim;
Billet Silver;
Crushed Ice Pearl;
Velocity Red Sunglo;
Hard Candy Custom™ Black Gold Flake

PRICING (MSRP)⁴

| | |
|---|----------|
| Vivid Black ³ | \$18,799 |
| Color Option ³ | \$19,199 |
| Hard Candy Custom™ ³ | \$19,999 |
| H-D® Factory Security System ⁶ | \$395 |
| ABS Option | STD |
| California Emissions | \$200 |
| Freight ⁷ | \$390 |

MODEL DESIGNATION FXSB

SOFTAIL SLIM®



DIMENSIONS

| | |
|-----------------------------------|-------------|
| Length (in./mm) | 92.3 (2345) |
| Seat Height ¹ (in./mm) | 23.8 (605) |
| Wheelbase (in./mm) | 64.4 (1635) |
| Fuel Capacity (U.S.gals./liters) | 5 (18.9) |
| Dry Weight (lbs./kg) | 677 (307) |
| Running Order Weight (lbs./kg) | 706 (320) |

POWERTRAIN

| | |
|---|--|
| Engine | Air-cooled, High Output Twin Cam 103B™ |
| Displacement (in. ³ /cm ³) | 103.1 (1690) |
| Miles Per Gallon (Combined City/Hwy) ² | 42.0 |
| Transmission | 6-speed Cruise Drive® |

COLOR OPTIONS³

Vivid Black;
Charcoal Pearl;
Black Denim;
Velocity Red Sunglo;
Olive Gold;
Two-Tone Charcoal Satin/Vivid Black Satin

PRICING (MSRP)⁴

| | |
|---|----------|
| Vivid Black ³ | \$14,899 |
| Color Option ³ | \$15,299 |
| Two-Tone Option ³ | \$15,649 |
| H-D® Factory Security System ⁶ | \$395 |
| ABS Option | \$795 |
| California Emissions | \$200 |
| Freight ⁷ | \$390 |

MODEL DESIGNATION FLS

SOFTAIL SLIM® S



DIMENSIONS

| | |
|-----------------------------------|-------------|
| Length (in./mm) | 92.3 (2345) |
| Seat Height ¹ (in./mm) | 23.8 (605) |
| Wheelbase (in./mm) | 64.4 (1635) |
| Fuel Capacity (U.S.gals./liters) | 5 (18.9) |
| Dry Weight (lbs./kg) | 682 (309) |
| Running Order Weight (lbs./kg) | 712 (323) |

POWERTRAIN

| | |
|---|----------------------------|
| Engine | Air-cooled, Twin Cam 110B™ |
| Displacement (in. ³ /cm ³) | 110 (1801) |
| Miles Per Gallon (Combined City/Hwy) ² | 43.0 |
| Transmission | 6-speed Cruise Drive® |

COLOR OPTIONS³

Vivid Black;
Olive Gold Denim

PRICING (MSRP)⁴

| | |
|---|----------|
| Vivid Black ³ | \$18,499 |
| Color Option ³ | \$18,899 |
| H-D® Factory Security System ⁶ | STD |
| ABS Option | STD |
| Cruise Control | STD |
| California Emissions | \$200 |
| Freight ⁷ | \$390 |

MODEL DESIGNATION FLSS

FAT BOY®



DIMENSIONS

| | |
|----------------------------------|-------------|
| Length (in./mm) | 93.9 (2385) |
| Seat Height¹ (in./mm) | 25 (635) |
| Wheelbase (in./mm) | 64.4 (1635) |
| Fuel Capacity (U.S.gals./liters) | 5 (18.9) |
| Dry Weight (lbs/kg) | 700 (318) |
| Running Order Weight (lbs/kg) | 730 (331) |

POWERTRAIN

| | |
|---------------------------------------|---|
| Engine | Air-cooled, High Output Twin Cam 103B™ |
| Displacement (in.³/cm³) | 103.1 (1690) |
| Miles Per Gallon (Combined City/Hwy)² | 42.0 |
| Transmission | 6-speed Cruise Drive® |

COLOR OPTIONS³

Vivid Black;
Charcoal Pearl;
Velocity Red Sunglo;
Two-Tone Billet Silver/Vivid Black;
Custom Color Purple Fire/Blackberry Smoke;
Custom Color Cosmic Blue Pearl

PRICING (MSRP)⁴

| | |
|-------------------------------|----------|
| Vivid Black³ | \$16,699 |
| Color Option³ | \$17,099 |
| Two-Tone Option³ | \$17,449 |
| Custom Color Option³ | \$17,649 |
| H-D® Factory Security System⁵ | \$395 |
| ABS Option | STD |
| California Emissions | \$200 |
| Freight⁷ | \$390 |

MODEL DESIGNATION FLSTF

FAT BOY® LO



DIMENSIONS

| | |
|----------------------------------|-------------|
| Length (in./mm) | 94.1 (2390) |
| Seat Height¹ (in./mm) | 24.3 (616) |
| Wheelbase (in./mm) | 64.2 (1630) |
| Fuel Capacity (U.S.gals./liters) | 5 (18.9) |
| Dry Weight (lbs/kg) | 704 (319) |
| Running Order Weight (lbs/kg) | 733 (332) |

POWERTRAIN

| | |
|---------------------------------------|---|
| Engine | Air-cooled, High Output Twin Cam 103B™ |
| Displacement (in.³/cm³) | 103.1 (1690) |
| Miles Per Gallon (Combined City/Hwy)² | 42.0 |
| Transmission | 6-speed Cruise Drive® |

COLOR OPTIONS³

Vivid Black;
Amber Whiskey;
Black Denim;
Charcoal Denim;
Crushed Ice Pearl

PRICING (MSRP)⁴

| | |
|-------------------------------|----------|
| Vivid Black³ | \$17,499 |
| Color Option³ | \$17,899 |
| H-D® Factory Security System⁵ | \$395 |
| ABS Option | STD |
| California Emissions | \$200 |
| Freight⁷ | \$390 |

MODEL DESIGNATION FLSTFB

FAT BOY® S



DIMENSIONS

| | |
|----------------------------------|-------------|
| Length (in./mm) | 94.1 (2390) |
| Seat Height¹ (in./mm) | 24.3 (616) |
| Wheelbase (in./mm) | 64.2 (1630) |
| Fuel Capacity (U.S.gals./liters) | 5 (18.9) |
| Dry Weight (lbs/kg) | 709 (322) |
| Running Order Weight (lbs/kg) | 739 (335) |

POWERTRAIN

| | |
|---------------------------------------|----------------------------|
| Engine | Air-cooled, Twin Cam 110B™ |
| Displacement (in.³/cm³) | 110 (1801) |
| Miles Per Gallon (Combined City/Hwy)² | 43.0 |
| Transmission | 6-speed Cruise Drive® |

COLOR OPTIONS³

Vivid Black;
Black Denim

PRICING (MSRP)⁴

| | |
|-------------------------------|----------|
| Vivid Black³ | \$19,699 |
| Color Option³ | \$20,099 |
| H-D® Factory Security System⁵ | STD |
| ABS Option | STD |
| Cruise Control | STD |
| California Emissions | \$200 |
| Freight⁷ | \$390 |

MODEL DESIGNATION FLSTFBS

HERITAGE SOFTAIL® CLASSIC



DIMENSIONS

| | |
|----------------------------------|-------------|
| Length (in./mm) | 94.7 (2405) |
| Seat Height¹ (in./mm) | 25.5 (648) |
| Wheelbase (in./mm) | 64.4 (1635) |
| Fuel Capacity (U.S.gals./liters) | 5 (18.9) |
| Dry Weight (lbs/kg) | 726 (329) |
| Running Order Weight (lbs/kg) | 755 (342) |

POWERTRAIN

| | |
|---------------------------------------|---|
| Engine | Air-cooled, High Output Twin Cam 103B™ |
| Displacement (in.³/cm³) | 103.1 (1690) |
| Miles Per Gallon (Combined City/Hwy)² | 42.0 |
| Transmission | 6-speed Cruise Drive® |

COLOR OPTIONS³

Vivid Black; Superior Blue;
Billet Silver; Olive Gold;
Two-Tone Crushed Ice Pearl/Frosted Teal Pearl;
Two-Tone Amber Whiskey/Vivid Black;
Custom Color Purple Fire/Blackberry Smoke;
Custom Color Cosmic Blue Pearl

PRICING (MSRP)⁴

| | |
|-------------------------------|----------|
| Vivid Black³ | \$17,349 |
| Color Option³ | \$17,749 |
| Two-Tone Option³ | \$18,099 |
| Custom Color Option³ | \$18,299 |
| H-D® Factory Security System⁵ | \$395 |
| ABS Option | STD |
| Cruise Control | STD |
| Wheel Option⁵ | \$510 |
| California Emissions | \$200 |
| Freight⁷ | \$390 |

MODEL DESIGNATION FLSTC

HARLEY-DAVIDSON® V-ROD®

SOFTAIL® DELUXE



DIMENSIONS

| | |
|-----------------------------------|-------------|
| Length (in./mm) | 94.9 (2410) |
| Seat Height ¹ (in./mm) | 24.5 (622) |
| Wheelbase (in./mm) | 64.4 (1635) |
| Fuel Capacity (U.S.gals./liters) | 5 (18.9) |
| Dry Weight (lbs./kg) | 701 (318) |
| Running Order Weight (lbs./kg) | 730 (331) |

POWERTRAIN

| | |
|---|---|
| Engine | Air-cooled, High Output Twin Cam 103B™ |
| Displacement (in. ³ /cm ³) | 103.1 (1690) |
| Miles Per Gallon [Combined City/Hwy] ² | 42.0 |
| Transmission | 6-speed Cruise Drive® |

COLOR OPTIONS³

Vivid Black; Superior Blue; Two-Tone Mysterious Red Sunglo/Velocity Red Sunglo;
Two-Tone Crushed Ice Pearl/Frosted Teal Pearl;
Custom Color Purple Fire/Blackberry Smoke;
Custom Color Cosmic Blue Pearl;
Hard Candy Custom™ Gold Flake

PRICING (MSRP)⁴

| | |
|----------------------------------|----------|
| Vivid Black ³ | \$18,549 |
| Color Option ³ | \$18,949 |
| Two-Tone Option ³ | \$19,299 |
| Custom Color Option ³ | \$19,499 |
| Hard Candy Custom™ ³ | \$19,749 |
| H-D® Factory Security System® | \$395 |
| ABS Option | STD |
| Cruise Control | STD |
| Wheel Option ⁵ | \$460 |
| California Emissions | \$200 |
| Freight ⁷ | \$390 |

MODEL DESIGNATION FLSTN

V-ROD MUSCLE®



DIMENSIONS

| | |
|-----------------------------------|-------------|
| Length (in./mm) | 94.9 (2410) |
| Seat Height ¹ (in./mm) | 25.6 (650) |
| Wheelbase (in./mm) | 67 (1702) |
| Fuel Capacity (U.S.gals./liters) | 5 (18.9) |
| Dry Weight (lbs./kg) | 640 (290) |
| Running Order Weight (lbs./kg) | 673 (305) |

POWERTRAIN

| | |
|---|--|
| Engine | Liquid-cooled, Revolution®, 60° V-Twin |
| Displacement (in. ³ /cm ³) | 76.1 (1247) |
| Miles Per Gallon [Combined City/Hwy] ² | 37.0 |
| Transmission | 5-speed |

COLOR OPTIONS³

Vivid Black;
Black Denim;
Two-Tone Billet Silver with Flames;
Two-Tone Velocity Red Sunglo with Flames;
Two-Tone Crushed Ice Pearl with
Two-Tone panel graphic

PRICING (MSRP)⁴

| | |
|-------------------------------|----------|
| Vivid Black ³ | \$16,449 |
| Color Option ³ | \$16,799 |
| Two-Tone Option ³ | \$16,999 |
| ABS Option | STD |
| H-D® Factory Security System® | \$395 |
| California Emissions | \$100 |
| Freight ⁷ | \$390 |

MODEL DESIGNATION VRSCF

NIGHT ROD® SPECIAL



DIMENSIONS

| | |
|-----------------------------------|-------------|
| Length (in./mm) | 96.1 (2440) |
| Seat Height ¹ (in./mm) | 25.6 (650) |
| Wheelbase (in./mm) | 67 (1702) |
| Fuel Capacity (U.S.gals./liters) | 5 (18.9) |
| Dry Weight (lbs./kg) | 637 (289) |
| Running Order Weight (lbs./kg) | 666 (302) |

POWERTRAIN

| | |
|---|--|
| Engine | Liquid-cooled, Revolution®, 60° V-Twin |
| Displacement (in. ³ /cm ³) | 76.1 (1247) |
| Miles Per Gallon [Combined City/Hwy] ² | 37.0 |
| Transmission | 5-speed |

COLOR OPTIONS³

Vivid Black with Orange Pin Stripe Wheel;
Charcoal Denim with Rally Stripes and
Machined Aluminum (Silver) Pin Stripe Wheel;
Velocity Red Sunglo with Rally Stripes and
Machined Aluminum (Silver) Pin Stripe Wheel;
Olive Gold with Rally Stripes and Machined
Aluminum (Silver) Pin Stripe Wheel

PRICING (MSRP)⁴

| | |
|-------------------------------|----------|
| Vivid Black ³ | \$16,849 |
| Color Option ³ | \$17,199 |
| ABS Option | STD |
| H-D® Factory Security System® | \$395 |
| California Emissions | \$100 |
| Freight ⁷ | \$390 |

MODEL DESIGNATION VRSCDX

HARLEY-DAVIDSON® TOURING

ROAD GLIDE®



DIMENSIONS

| | |
|-----------------------------------|-------------|
| Length (in./mm) | 95.6 (2428) |
| Seat Height ¹ (in./mm) | 26.1 (663) |
| Wheelbase (in./mm) | 64 (1625) |
| Fuel Capacity (U.S.gals./liters) | 6 (22.7) |
| Dry Weight (lbs./kg) | 813 (369) |
| Running Order Weight (lbs./kg) | 849 (385) |

POWERTRAIN

| | |
|---|--|
| Engine | Air-cooled, High Output, Twin Cam 103™ with integrated oil cooler |
| Displacement (in. ³ /cm ³) | 103.1 (1690) |
| Miles Per Gallon [Combined City/Hwy] ² | 42.0 |
| Transmission | 6-speed Cruise Drive® |

COLOR OPTIONS³

Vivid Black;
Amber Whiskey;
Charcoal Pearl;
Black Denim;
Hard Candy Custom™ Gold Flake;
Hard Candy Custom™ Black Gold Flake

PRICING (MSRP)⁴

| | |
|---------------------------------|----------|
| Vivid Black ³ | \$21,199 |
| Color Option ³ | \$21,699 |
| Hard Candy Custom™ ³ | \$24,199 |
| H-D® Factory Security System® | \$395 |
| ABS Option | \$795 |
| Cruise Control | STD |
| California Emissions | \$200 |
| Freight ⁷ | \$435 |

MODEL DESIGNATION FLTRX

ROAD GLIDE® SPECIAL



DIMENSIONS

| | |
|-----------------------------------|--------------------|
| Length (in./mm) | 95.6 (2428) |
| Seat Height ¹ (in./mm) | 26.1 (663) |
| Wheelbase (in./mm) | 64 (1625) |
| Fuel Capacity (U.S.gals./liters) | 6 (22.7) |
| Dry Weight (lbs/kg) | 813 (369) |
| Running Order Weight (lbs/kg) | 849 (385) |

POWERTRAIN

| | |
|---|--|
| Engine | Air-cooled, High Output, Twin Cam 103™ with integrated oil cooler |
| Displacement (in. ³ /cm ³) | 103.1 (1690) |
| Miles Per Gallon (Combined City/Hwy) ² | 42.0 |
| Transmission | 6-speed Cruise Drive® |

COLOR OPTIONS³

Vivid Black;
Superior Blue;
Black Quartz;
Velocity Red Sunglo;
Hard Candy Custom™ Gold Flake;
Hard Candy Custom™ Black Gold Flake;
Custom Color Cosmic Blue Pearl

PRICING (MSRP)⁴

| | |
|---|-----------------|
| Vivid Black ³ | \$23,499 |
| Color Option ³ | \$23,999 |
| Custom Color Option ³ | \$24,699 |
| Hard Candy Custom™ ³ | \$26,499 |
| H-D® Factory Security System ⁶ | STD |
| ABS Option | STD |
| Cruise Control | STD |
| Premium Radio | STD |
| California Emissions | \$200 |
| Freight ⁷ | \$435 |

MODEL DESIGNATION FLTRXS

ROAD GLIDE® ULTRA



DIMENSIONS

| | |
|-----------------------------------|---------------------|
| Length (in./mm) | 102.2 (2595) |
| Seat Height ¹ (in./mm) | 28.4 (699) |
| Wheelbase (in./mm) | 64 (1625) |
| Fuel Capacity (U.S.gals./liters) | 6 (22.7) |
| Dry Weight (lbs/kg) | 881 (400) |
| Running Order Weight (lbs/kg) | 916 (415) |

POWERTRAIN

| | |
|---|---|
| Engine | Twin-cooled™, High Output, Twin Cam 103™ |
| Displacement (in. ³ /cm ³) | 103.1 (1690) |
| Miles Per Gallon (Combined City/Hwy) ² | 42.0 |
| Transmission | 6-speed Cruise Drive® |

COLOR OPTIONS³

Vivid Black;
Superior Blue;
Two-Tone Billet Silver/Vivid Black;
Two-Tone Mysterious Red Sunglo/
Velocity Red Sunglo;
Custom Color Purple Fire/Blackberry Smoke;
Custom Color Cosmic Blue Pearl

PRICING (MSRP)⁴

| | |
|---|-----------------|
| Vivid Black ³ | \$25,699 |
| Color Option ³ | \$26,299 |
| Two-Tone Option ³ | \$26,799 |
| Custom Color Option ³ | \$26,999 |
| H-D® Factory Security System ⁶ | STD |
| ABS Option | STD |
| Cruise Control | STD |
| Premium Radio | STD |
| California Emissions | \$200 |
| Freight ⁷ | \$435 |

MODEL DESIGNATION FLTRU

STREET GLIDE®



DIMENSIONS

| | |
|-----------------------------------|--------------------|
| Length (in./mm) | 96.5 (2450) |
| Seat Height ¹ (in./mm) | 26.1 (663) |
| Wheelbase (in./mm) | 64 (1625) |
| Fuel Capacity (U.S.gals./liters) | 6 (22.7) |
| Dry Weight (lbs/kg) | 775 (352) |
| Running Order Weight (lbs/kg) | 810 (367) |

POWERTRAIN

| | |
|---|--|
| Engine | Air-cooled, High Output, Twin Cam 103™ with integrated oil cooler |
| Displacement (in. ³ /cm ³) | 103.1 (1690) |
| Miles Per Gallon (Combined City/Hwy) ² | 42.0 |
| Transmission | 6-speed Cruise Drive® |

COLOR OPTIONS³

Vivid Black;
Amber Whiskey;
Black Denim;
Crushed Ice Pearl;
Olive Gold;
Hard Candy Custom™ Gold Flake;
Hard Candy Custom™ Black Gold Flake

PRICING (MSRP)⁴

| | |
|---|-----------------|
| Vivid Black ³ | \$20,899 |
| Color Option ³ | \$21,399 |
| Hard Candy Custom™ ³ | \$23,899 |
| H-D® Factory Security System ⁶ | \$395 |
| ABS Option | \$795 |
| Cruise Control | STD |
| California Emissions | \$200 |
| Freight ⁷ | \$435 |

MODEL DESIGNATION FLHX

STREET GLIDE® SPECIAL



DIMENSIONS

| | |
|-----------------------------------|--------------------|
| Length (in./mm) | 96.5 (2450) |
| Seat Height ¹ (in./mm) | 26.1 (663) |
| Wheelbase (in./mm) | 64 (1625) |
| Fuel Capacity (U.S.gals./liters) | 6 (22.7) |
| Dry Weight (lbs/kg) | 775 (352) |
| Running Order Weight (lbs/kg) | 810 (367) |

POWERTRAIN

| | |
|---|--|
| Engine | Air-cooled, High Output, Twin Cam 103™ with integrated oil cooler |
| Displacement (in. ³ /cm ³) | 103.1 (1690) |
| Miles Per Gallon (Combined City/Hwy) ² | 42.0 |
| Transmission | 6-speed Cruise Drive® |

COLOR OPTIONS³

Vivid Black; Black Denim;
Deep Jade Pearl; Charcoal Denim;
Velocity Red Sunglo;
Hard Candy Custom™ Gold Flake;
Hard Candy Custom™ Black Gold Flake;
Custom Color Cosmic Blue Pearl

PRICING (MSRP)⁴

| | |
|---|-----------------|
| Vivid Black ³ | \$23,199 |
| Color Option ³ | \$23,699 |
| Custom Color Option ³ | \$24,399 |
| Hard Candy Custom™ ³ | \$26,199 |
| H-D® Factory Security System ⁶ | STD |
| ABS Option | STD |
| Cruise Control | STD |
| Premium Radio | STD |
| California Emissions | \$200 |
| Freight ⁷ | \$435 |

MODEL DESIGNATION FLHXS

ELECTRA GLIDE® ULTRA CLASSIC® LOW



DIMENSIONS

| | |
|-----------------------------------|--------------|
| Length (in./mm) | 102.4 (2600) |
| Seat Height ¹ (in./mm) | 25.6 (652) |
| Wheelbase (in./mm) | 64 (1625) |
| Fuel Capacity (U.S.gals./liters) | 6 (22.7) |
| Dry Weight (lbs./kg) | 844 (383) |
| Running Order Weight (lbs./kg) | 879 (399) |

POWERTRAIN

| | |
|---|---|
| Engine | Air-cooled, High Output, Twin Cam 103™ with integrated oil cooler |
| Displacement (in. ³ /cm ³) | 103.1 (1690) |
| Miles Per Gallon (Combined City/Hwy) ² | 42.0 |
| Transmission | 6-speed Cruise Drive® |

COLOR OPTIONS³

Vivid Black; Superior Blue; Billet Silver; Two-Tone Amber Whiskey/Charcoal Pearl; Two-Tone Mysterious Red Sunglo/Velocity Red Sunglo; Custom Color Purple Fire/Blackberry Smoke; Custom Color Cosmic Blue Pearl

PRICING (MSRP)⁴

| | |
|---|----------|
| Vivid Black ³ | \$24,699 |
| Color Option ³ | \$25,299 |
| Two-Tone Option ³ | \$25,749 |
| Custom Color Option ³ | \$25,999 |
| H-D® Factory Security System ⁶ | STD |
| ABS Option | STD |
| Cruise Control | STD |
| Premium Radio | \$795 |
| California Emissions | \$200 |
| Freight ⁷ | \$435 |

MODEL DESIGNATION FLHTCUL

ELECTRA GLIDE® ULTRA CLASSIC®



DIMENSIONS

| | |
|-----------------------------------|--------------|
| Length (in./mm) | 102.4 (2600) |
| Seat Height ¹ (in./mm) | 27.3 (695) |
| Wheelbase (in./mm) | 64 (1625) |
| Fuel Capacity (U.S.gals./liters) | 6 (22.7) |
| Dry Weight (lbs./kg) | 844 (383) |
| Running Order Weight (lbs./kg) | 879 (399) |

POWERTRAIN

| | |
|---|---|
| Engine | Air-cooled, High Output, Twin Cam 103™ with integrated oil cooler |
| Displacement (in. ³ /cm ³) | 103.1 (1690) |
| Miles Per Gallon (Combined City/Hwy) ² | 42.0 |
| Transmission | 6-speed Cruise Drive® |

COLOR OPTIONS³

Vivid Black; Superior Blue; Billet Silver; Two-Tone Amber Whiskey/Charcoal Pearl; Two-Tone Mysterious Red Sunglo/Velocity Red Sunglo; Custom Color Purple Fire/Blackberry Smoke; Custom Color Cosmic Blue Pearl

PRICING (MSRP)⁴

| | |
|---|----------|
| Vivid Black ³ | \$23,549 |
| Color Option ³ | \$24,149 |
| Two-Tone Option ³ | \$24,599 |
| Custom Color Option ³ | \$24,849 |
| H-D® Factory Security System ⁶ | \$395 |
| ABS Option | STD |
| Cruise Control | STD |
| Premium Radio | \$795 |
| California Emissions | \$200 |
| Freight ⁷ | \$435 |

MODEL DESIGNATION FLHTCU

ULTRA LIMITED LOW



DIMENSIONS

| | |
|-----------------------------------|--------------|
| Length (in./mm) | 102.4 (2600) |
| Seat Height ¹ (in./mm) | 25.6 (652) |
| Wheelbase (in./mm) | 64 (1625) |
| Fuel Capacity (U.S.gals./liters) | 6 (22.7) |
| Dry Weight (lbs./kg) | 861 (391) |
| Running Order Weight (lbs./kg) | 896 (406) |

POWERTRAIN

| | |
|---|--|
| Engine | Twin-Cooled™ High Output Twin Cam 103™ |
| Displacement (in. ³ /cm ³) | 103.1 (1690) |
| Miles Per Gallon (Combined City/Hwy) ² | 42.0 |
| Transmission | 6-speed Cruise Drive® |

COLOR OPTIONS³

Vivid Black; Black Quartz; Two-Tone Billet Silver/Vivid Black; Two-Tone Deep Jade Pearl/Vivid Black; Two-Tone Amber Whiskey/Charcoal Pearl; Two-Tone Mysterious Red Sunglo/Velocity Red Sunglo; Custom Color Purple Fire/Blackberry Smoke; Custom Color Cosmic Blue Pearl

PRICING (MSRP)⁴

| | |
|---|----------|
| Vivid Black ³ | \$27,299 |
| Color Option ³ | \$27,899 |
| Two-Tone Option ³ | \$28,349 |
| Custom Color Option ³ | \$28,599 |
| H-D® Factory Security System ⁶ | STD |
| ABS Option | STD |
| Cruise Control | STD |
| Premium Radio | STD |
| California Emissions | \$200 |
| Freight ⁷ | \$435 |

MODEL DESIGNATION FLHTKL

ULTRA LIMITED



DIMENSIONS

| | |
|-----------------------------------|--------------|
| Length (in./mm) | 102.4 (2600) |
| Seat Height ¹ (in./mm) | 27.3 (695) |
| Wheelbase (in./mm) | 64 (1625) |
| Fuel Capacity (U.S.gals./liters) | 6 (22.7) |
| Dry Weight (lbs./kg) | 861 (391) |
| Running Order Weight (lbs./kg) | 896 (406) |

POWERTRAIN

| | |
|---|--|
| Engine | Twin-Cooled™ High Output Twin Cam 103™ |
| Displacement (in. ³ /cm ³) | 103.1 (1690) |
| Miles Per Gallon (Combined City/Hwy) ² | 42.0 |
| Transmission | 6-speed Cruise Drive® |

COLOR OPTIONS³

Vivid Black; Black Quartz; Two-Tone Billet Silver/Vivid Black; Two-Tone Deep Jade Pearl/Vivid Black; Two-Tone Amber Whiskey/Charcoal Pearl; Two-Tone Mysterious Red Sunglo/Velocity Red Sunglo; Custom Color Purple Fire/Blackberry Smoke; Custom Color Cosmic Blue Pearl

PRICING (MSRP)⁴

| | |
|---|----------|
| Vivid Black ³ | \$26,399 |
| Color Option ³ | \$26,999 |
| Two-Tone Option ³ | \$27,449 |
| Custom Color Option ³ | \$27,699 |
| H-D® Factory Security System ⁶ | STD |
| ABS Option | STD |
| Cruise Control | STD |
| Premium Radio | STD |
| California Emissions | \$200 |
| Freight ⁷ | \$435 |

MODEL DESIGNATION FLHTK

ROAD KING®



DIMENSIONS

| | |
|----------------------------------|--------------------|
| Length (in./mm) | 96.5 (2450) |
| Seat Height¹ (in./mm) | 26.7 (678) |
| Wheelbase (in./mm) | 64 (1625) |
| Fuel Capacity (U.S.gals./liters) | 6 (22.7) |
| Dry Weight (lbs/kg) | 779 (353) |
| Running Order Weight (lbs/kg) | 814 (369) |

POWERTRAIN

| | |
|---------------------------------------|---|
| Engine | Air-cooled, High Output Twin Cam 103™ with integrated oil cooler |
| Displacement (in.³/cm³) | 103.1 (1690) |
| Miles Per Gallon (Combined City/Hwy)² | 42.0 |
| Transmission | 6-speed Cruise Drive® |

COLOR OPTIONS³

Vivid Black; Billet Silver;
Velocity Red Sunglo;
Two-Tone Crushed Ice Pearl/Frosted Teal Pearl;
Two-Tone Deep Jade Pearl/Vivid Black;
Custom Color Purple Fire/Blackberry Smoke;
Custom Color Cosmic Blue Pearl

PRICING (MSRP)⁴

| | |
|-------------------------------|-----------------|
| Vivid Black³ | \$18,749 |
| Color Option³ | \$19,199 |
| Two-Tone Option³ | \$19,549 |
| Custom Color Option³ | \$19,749 |
| H-D® Factory Security System⁵ | \$395 |
| ABS Option | \$795 |
| Wheel Option⁵ | \$510 |
| Cruise Control | STD |
| California Emissions | \$200 |
| Freight⁷ | \$435 |

MODEL DESIGNATION FLHR

CVO™ ROAD GLIDE® ULTRA

New



DIMENSIONS

| | |
|----------------------------------|---------------------|
| Length (in./mm) | 102.2 (2595) |
| Seat Height¹ (in./mm) | 28.4 (720) |
| Wheelbase (in./mm) | 64 (1625) |
| Fuel Capacity (U.S.gals./liters) | 6 (22.7) |
| Dry Weight (lbs/kg) | 905 (411) |
| Running Order Weight (lbs/kg) | 943 (428) |

POWERTRAIN

| | |
|---------------------------------------|-----------------------------------|
| Engine | Twin-Cooled™ Twin Cam 110™ |
| Displacement (in.³/cm³) | 110 (1801) |
| Miles Per Gallon (Combined City/Hwy)² | 41.0 |
| Transmission | 6-speed Cruise Drive® |

COLOR OPTIONS³

Ruby Red/Palladium Silver;
Stardust Silver/Palladium Silver;
Charcoal Slate/Carbon Dust

PRICING (MSRP)⁴

| | |
|-------------------------------|-----------------|
| Custom Color Option³ | \$40,299 |
| H-D® Factory Security System⁵ | STD |
| ABS Option | STD |
| Cruise Control | STD |
| Premium Radio | STD |
| California Emissions | \$200 |
| Freight⁷ | \$435 |

MODEL DESIGNATION FLTRUSE

CVO™ STREET GLIDE®

New



DIMENSIONS

| | |
|----------------------------------|--------------------|
| Length (in./mm) | 96.7 (2455) |
| Seat Height¹ (in./mm) | 26.3 (668) |
| Wheelbase (in./mm) | 64 (1625) |
| Fuel Capacity (U.S.gals./liters) | 6 (22.7) |
| Dry Weight (lbs/kg) | 833 (378) |
| Running Order Weight (lbs/kg) | 867 (393) |

POWERTRAIN

| | |
|---------------------------------------|-----------------------------------|
| Engine | Twin-Cooled™ Twin Cam 110™ |
| Displacement (in.³/cm³) | 110 (1801) |
| Miles Per Gallon (Combined City/Hwy)² | 41.0 |
| Transmission | 6-speed Cruise Drive® |

COLOR OPTIONS³

Carbon Crystal with Phantom Flames;
Atomic Red with Candy Apple Flames;
White Amethyst with Black Licorice Flames;
Black Licorice with Midnight Cobalt Flames

PRICING (MSRP)⁴

| | |
|-------------------------------|-----------------|
| Custom Color Option³ | \$36,799 |
| H-D® Factory Security System⁵ | STD |
| ABS Option | STD |
| Cruise Control | STD |
| Premium Radio | STD |
| California Emissions | \$200 |
| Freight⁷ | \$435 |

MODEL DESIGNATION FLHXSE

CVO™ LIMITED

New



DIMENSIONS

| | |
|----------------------------------|---------------------|
| Length (in./mm) | 102.4 (2600) |
| Seat Height¹ (in./mm) | 28.4 (720) |
| Wheelbase (in./mm) | 64 (1625) |
| Fuel Capacity (U.S.gals./liters) | 6 (22.7) |
| Dry Weight (lbs/kg) | 906 (411) |
| Running Order Weight (lbs/kg) | 940 (426) |

POWERTRAIN

| | |
|---------------------------------------|-----------------------------------|
| Engine | Twin-Cooled™ Twin Cam 110™ |
| Displacement (in.³/cm³) | 110 (1801) |
| Miles Per Gallon (Combined City/Hwy)² | 41.0 |
| Transmission | 6-speed Cruise Drive® |

COLOR OPTIONS³

Palladium Silver/Phantom Blue;
Carbon Dust/Electric Red Pearl;
Charcoal Slate/Palladium Silver

PRICING (MSRP)⁴

| | |
|-------------------------------|-----------------|
| Custom Color Option³ | \$39,999 |
| H-D® Factory Security System⁵ | STD |
| ABS Option | STD |
| Cruise Control | STD |
| Premium Radio | STD |
| California Emissions | \$200 |
| Freight⁷ | \$435 |

MODEL DESIGNATION FLHTKSE

HARLEY-DAVIDSON®

TRIKE

FREEWHEELER®



DIMENSIONS

| | |
|-----------------------------------|--------------|
| Length (in./mm) | 103.1 (2620) |
| Seat Height ¹ (in./mm) | 26.9 (683) |
| Wheelbase (in./mm) | 66 (1675) |
| Fuel Capacity (U.S.gals./liters) | 6 (22.7) |
| Dry Weight (lbs./kg) | 1045 (474) |
| Running Order Weight (lbs./kg) | 1082 (491) |

POWERTRAIN

| | |
|---|--|
| Engine | Air-cooled, High Output Twin Cam 103™ with integrated oil-cooler |
| Displacement (in. ³ /cm ³) | 103.1 (1690) |
| Miles Per Gallon [Combined City/Hwy] ² | 39.0 |
| Transmission | 6-speed Cruise Drive® |

COLOR OPTIONS³

Vivid Black;
Black Quartz;
Velocity Red Sunglo

PRICING (MSRP)⁴

| | |
|---|----------|
| Vivid Black ³ | \$25,499 |
| Color Option ³ | \$25,999 |
| H-D® Factory Security System ⁶ | \$395 |
| Cruise Control | STD |
| Reverse | STD |
| California Emissions | \$200 |
| Freight ⁷ | \$856 |

MODEL DESIGNATION FLRT

TRI GLIDE® ULTRA



DIMENSIONS

| | |
|-----------------------------------|--------------|
| Length (in./mm) | 105.1 (2670) |
| Seat Height ¹ (in./mm) | 27.1 (688) |
| Wheelbase (in./mm) | 65.7 (1670) |
| Fuel Capacity (U.S.gals./liters) | 6 (22.7) |
| Dry Weight (lbs./kg) | 1180 (524.8) |
| Running Order Weight (lbs./kg) | 1215 (540) |

POWERTRAIN

| | |
|---|--|
| Engine | Twin-Cooled™ High Output Twin Cam 103™ |
| Displacement (in. ³ /cm ³) | 103.1 (1690) |
| Miles Per Gallon [Combined City/Hwy] ² | 38.0 |
| Transmission | 6-speed Cruise Drive® |

COLOR OPTIONS³

Vivid Black; Billet Silver;
Two-Tone Deep Jade Pearl/Vivid Black;
Two-Tone Billet Silver/Vivid Black;
Two-Tone Mysterious Red Sunglo/
Velocity Red Sunglo;
Custom Color Cosmic Blue Pearl

PRICING (MSRP)⁴

| | |
|---|----------|
| Vivid Black ³ | \$33,499 |
| Color Option ³ | \$34,349 |
| Two-Tone Option ³ | \$34,849 |
| Custom Color Option ³ | \$35,249 |
| H-D® Factory Security System ⁶ | STD |
| Cruise Control | STD |
| Reverse | STD |
| Premium Radio | STD |
| California Emissions | \$200 |
| Freight ⁷ | \$856 |

MODEL DESIGNATION FLHTCUTG

COLOR. IT'S NOT A FINISHING TOUCH; IT'S A FIRST IMPRESSION.

Our fanatical devotion to deep, rich paint and jaw-dropping style went even crazier this year with the addition of 13 new colors. Gold Flake and Black Gold Flake give you two new choices in our Hard Candy Custom™ metal flake paint line-up. And we've also added three new two-tone options. When it comes to what goes on your tank and fenders, we go the extra mile.

SOLID

| | | | | | | |
|----------------|---------------|-------------------|---------------------|---------------|------------------|--------------|
| | | | | | | |
| Vivid Black | Amber Whiskey | Charcoal Pearl | Black Denim | Superior Blue | Deep Jade Pearl | Black Quartz |
| | | | | | | |
| Charcoal Denim | Billet Silver | Crushed Ice Pearl | Velocity Red Sunglo | Olive Gold | Olive Gold Denim | |

CUSTOM COLOR

| | |
|----------------------------------|-------------------|
| | |
| Purple Fire/ Blackberry Smoke | Cosmic Blue Pearl |



HARD CANDY CUSTOM™

| | | |
|---------------------|------------|------------------|
| | | |
| Carnegie Blue Flake | Gold Flake | Black Gold Flake |

TWO-TONE

| | | | | | | |
|-------------------------------|--------------------------------|---------------------------------|----------------------------------|-------------------------------|---------------------------------------|--|
| | | | | | | |
| Amber Whiskey/ Vivid Black | Charcoal Satin/ Vivid Black | Deep Jade Pearl/ Vivid Black | Amber Whiskey/ Charcoal Pearl | Billet Silver/ Vivid Black | Mysterious Red Sunglo/ Vivid Black | Crushed Ice Pearl/ Frosted Teal Pearl |

IMPORTANT - PLEASE READ:

The information printed in this brochure reflects product design, fabrication and component parts at the date of printing.

Vehicles depicted may differ from vehicles manufactured and delivered. Specifications and prices listed may differ from specifications and prices of vehicles manufactured and delivered. All product descriptions (including depictions, specifications, dimensions, measurements and ratings) are based on available information at the time of publication. Although such descriptions are believed correct, errors and changes can occur and complete accuracy cannot be guaranteed. Harley-Davidson may make changes at any time to prices and specifications, and may change or discontinue models, without notice and without incurring any obligation.

Attention: Vehicles in the configurations shown and many of the accessories described in this catalog may not be available for sale or use in some locations. Please check with your dealer for complete product details and the latest information. All models feature 6-speed transmission (except V-Rod® models and Sportster® models which are 5-speed) and carbon fiber belt final drive; multi-plate clutch with diaphragm spring in oil bath; and 2-year unlimited-mileage warranty.

1. Measurement reflects 180 lb. (81.7 kg) operator weight.
2. Estimated from fuel economy tests on a sample motorcycle from the corresponding family conducted by Harley-Davidson under ideal laboratory conditions. Not all motorcycle models undergo fuel economy testing. Fuel economy and mileage may vary among motorcycle models within a family. Your mileage may vary depending on your personal riding habits, weather conditions, trip length, vehicle condition and vehicle configuration and other conditions. Break-in mileage may vary.
3. Availability of colors may vary from dealer to dealer and is subject to change without notice.
4. Prices listed are the Manufacturer's Suggested Retail Prices. Options such as color are available at additional cost. Prices exclude dealer set-up, freight, taxes, title, licensing, fees and other charges and are subject to change. Dealer prices may vary.
5. Standard and optional wheels may vary by country and region.
6. North America security system includes immobilizer; outside North America the security system includes immobilizer and siren.
7. Freight price applies to the 48 contiguous states and Alaska only.

**YOU'VE READ THE BOOK,
NOW TAKE A RIDE.**

BOOK YOUR TEST RIDE NOW:



We care about you. When riding your Harley-Davidson® motorcycle, be sure to ride safely, respectfully and within the limits of the law and your abilities. Always wear an approved helmet, proper eyewear and protective clothing, and insist your passenger does too. Never ride while under the influence of alcohol or drugs. Know your Harley® motorcycle and read and understand your owner's manual from cover to cover. Sign up for a Harley-Davidson® Riding Academy course (call 1-800-446-9227 for a course near to you). Protect your privilege to ride by joining the American Motorcyclist Association. Visit www.ama-cycle.org for more information. Visit our website at www.harley-davidson.com to find a nearby dealer. Harley-Davidson, H-D, Harley, the Bar & Shield Logo, Harley Owners Group and H.O.G. are among the trademarks of H-D U.S.A., LLC. Third party trademarks are the property of their respective owners.